



By Michael Townsend and Leah Smith

Discover the fun and engaging process of drawing together with tape. Rooted in the power of collaboration, the **PiktoTape Method** (developed by the street artists of the Tape Art Crew) motivates students to develop innovative solutions to design challenges. Build confidence and create new and uniquely inclusive ways for your class to work together creating artwork that explores image-making at its most epic.

This book not only covers the “How To” of Tape Art but also an extensive list of detailed frequently asked questions. In these pages you’ll find answers to:

1. How do we decide what to draw as a group?
2. How do we make our drawings come together?
3. How big can the drawings be?
4. Where can we draw?
5. How to draw specific items
6. Is this art?

AND SO MUCH MORE!

Grades K–12, 104 pages, spiral bound. **\$49.95**

**DAVIS**

For more information, visit [DavisArt.com/PiktoTape](https://DavisArt.com/PiktoTape).

Davis Publications | [DavisArt.com](https://DavisArt.com) | 800.533.2847 | [ContactUs@DavisArt.com](mailto:ContactUs@DavisArt.com)


# What is PiktoTape?

PiktoTape is the first ever tape designed specifically for drawing. Created with the help of professional tape artists, PiktoTape is the best tape for creating large-scale, collaborative murals on walls—indoor and out! Here are 10 reasons why:

- 1. Thick, rich color.** PiktoTape's™ thick paper backing gives it a rich, opaque color so you do not see the wall through it. The blue and green create high contrast lines on many building materials/surface colors.
- 2. Curves, beautiful curves.** PiktoTape's™ elasticity allows for the creation of smooth curves. Most tapes are designed to ONLY create straight lines.
- 3. Low-adhesive, easy removal.** PiktoTape's™ low-adhesive properties make it gentle on your walls and allow murals to be removed without damaging surfaces.
- 4. Rip, rip, rip.** PiktoTape's™ paper backing can be ripped by hand, meaning that no blades or scissors are required.
- 5. Spongy adhesive sticks to everything.** The thickness of PiktoTape's™ adhesive layer helps it stick to a wide range of surfaces, including dusty, exterior walls, brick, cement, painted interior walls, glass, and tile.
- 6. Smaller cores.** Custom 2-inch cores allow participants of all ages to easily hold and manipulate PiktoTape™ rolls as they work. You can even put them in your pockets for on-the-go art-making.
- 7. Nose-friendly.** Cheap tapes often emit strong, chemical odors that are unpleasant and distracting. PiktoTape™ is designed to be odor-neutral.
- 8. Three widths for drawing and sculpting.** PiktoTape™ comes in 3 widths (1/2-inch, 1-inch, and 2-inch) to help you achieve any artistic vision! The majority of line drawing is done with the half-inch and one-inch rolls. Most filling and more sculptural approaches are done with the two-inch rolls.
- 9. Three kits for a variety of tape sizes.** A Draw Kit used with a Sculpt Kit provides enough tape for two hour-long classes. This guarantees enough tape for an average of 25 students in both classes. Just want enough for a small group? The Go Kit gives you enough tape to get drawing.
- 10. Limited color palette.** PiktoTape™ comes in blue and green. This is an intentionally limited color palette that focuses the student's work on line quality and texture.

Learn more about this next great art medium at [PiktoTape.com](http://PiktoTape.com)


## Kit Descriptions



### DRAW KIT

- 8 1/2-inch PiktoTape Rolls BLUE
- 8 1/2-inch PiktoTape Rolls GREEN
- 6 1-inch PiktoTape Rolls BLUE
- 6 1-inch PiktoTape Rolls GREEN
- 1 2-inch PiktoTape Roll BLUE
- 1 2-inch PiktoTape Roll GREEN


**\$50.00** Less than \$2 Per Roll



### SCULPT KIT

- 6 2-inch PiktoTape Rolls BLUE
- 6 2-inch PiktoTape Rolls GREEN

**\$50.00**



### GO! KIT

- 1 1/2-inch PiktoTape Roll BLUE
- 1 1/2-inch PiktoTape Roll GREEN
- 1 1-inch PiktoTape Roll BLUE
- 1 1-inch PiktoTape Roll GREEN
- 1 2-inch PiktoTape Roll BLUE
- 1 2-inch PiktoTape Roll GREEN

**\$15.00**

